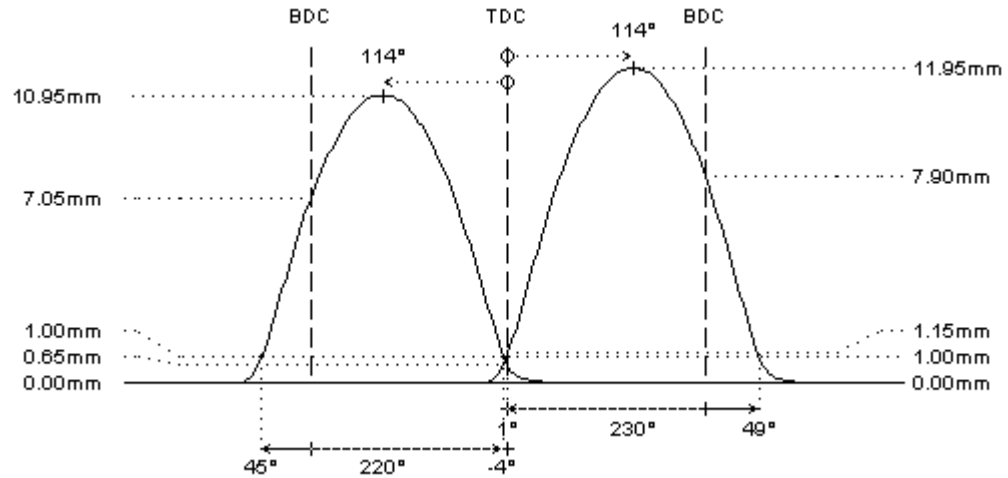


O.E.M.

Porsche 944 Turbo
I-4cyl 2.5L 8v SOHC (DTH/DTH)



	intake	exhaust
camshaft data:		
lash ramp	: hydro	hydro
duration @ 0.1mm	: 266°	258°
duration @ 1.0mm	: 230°	221°
valve lift	: 11.95mm	10.95mm
cam lift	:	
lobe angle	: 114°	114°
timing @ 1.0mm	: 1° / 49°	45° / -4°
valve lift @ TDC	: 1.15mm	0.65mm
parts setup:		
cam wheels :	:	:
follower	: O.E.M.	: O.E.M.
valve lash	: O.E.M.	: O.E.M.
valve	: O.E.M.	: O.E.M.
valve locks	: O.E.M.	: O.E.M.
upper retainer	: O.E.M.	: O.E.M.
lower retainer	: O.E.M.	: O.E.M.
exterior spring	: O.E.M.	: O.E.M.
interior spring	:	:
fitted load / length	: 0kg @ 0.0mm	: 0kg @ 0.0mm
max. load / lift	: 0kg @ 0.0mm	: 0kg @ 0.0mm



REMARKS :

REMARKS :

original valve spring info is not available

5220105

sport

Porsche 944 Turbo

I-4cyl 2.5L 8v SOHC (DTH/DTH)



intake

exhaust

camshaft data:

lash ramp	: hydro	hydro
duration @ 0.1mm	: 271°	262°
duration @ 1.0mm	: 238°	226°
valve lift	: 12.50mm	11.60mm
cam lift	:	
lobe angle	: 115°	115°
timing @ 1.0mm	: 4° / 54°	48° / -2°
valve lift @ TDC	: 1.55mm	0.80mm

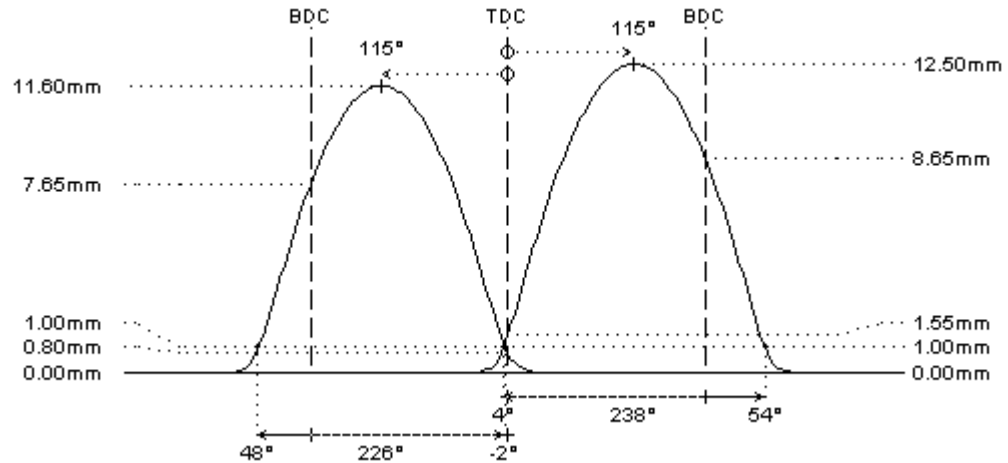
parts setup:

cam wheels :	:	:
follower	: O.E.M.	: O.E.M.
valve lash	: O.E.M.	: O.E.M.
valve	: O.E.M.	: O.E.M.
valve locks	: O.E.M.	: O.E.M.
upper retainer	: O.E.M.	: O.E.M.
lower retainer	: O.E.M.	: O.E.M.
exterior spring	: O.E.M.	: O.E.M.
interior spring	:	:

fitted load / length	: 0kg @ 0.0mm	: 0kg @ 0.0mm
max. load / lift	: 0kg @ 0.0mm	: 0kg @ 0.0mm

REMARKS :

original valve spring info is not available



REMARKS :

5220108

turbo conversion

Porsche 944 Turbo

I-4cyl 2.5L 8v SOHC (DTH/DTH)



intake

exhaust

camshaft data:

lash ramp	: hydro	hydro
duration @ 0.1mm	: 298°	283°
duration @ 1.0mm	: 258°	242°
valve lift	: 12.50mm	11.55mm
cam lift	:	
lobe angle	: 110°	120°
timing @ 1.0mm	: 19° / 59°	61° / 1°
valve lift @ TDC	: 3.50mm	1.10mm

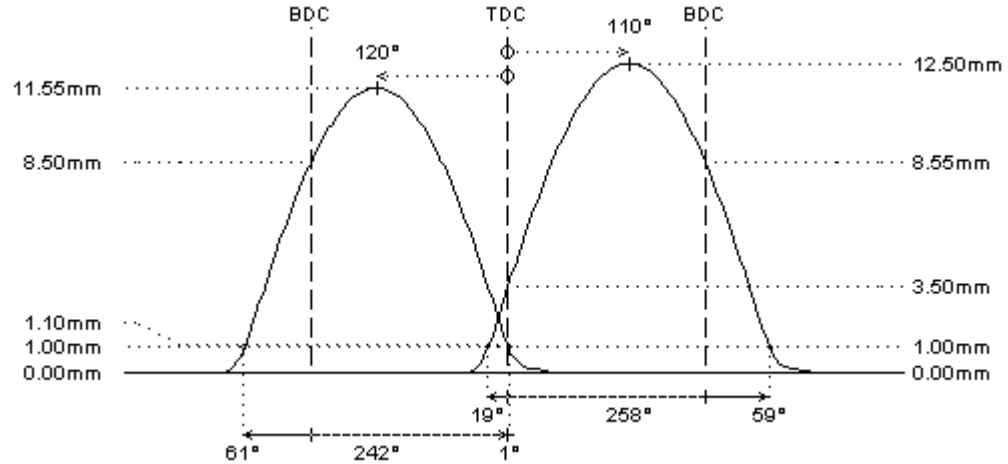
parts setup:

cam wheels :	:	:
follower	: O.E.M.	: O.E.M.
valve lash	: O.E.M.	: O.E.M.
valve	: O.E.M.	: O.E.M.
valve locks	: O.E.M.	: O.E.M.
upper retainer	: O.E.M.	: O.E.M.
lower retainer	: O.E.M.	: O.E.M.
exterior spring	: O.E.M.	: O.E.M.
interior spring	:	:

fitted load / length	: 0kg @ 0.0mm	: 0kg @ 0.0mm
max. load / lift	: 0kg @ 0.0mm	: 0kg @ 0.0mm

REMARKS :

original valve spring info is not available



REMARKS :

- # FOR COMPETITION APPLICATIONS ONLY. Following details must be verified:
 - the camshafts must turn smooth in the cylinderhead, provide free travel by machining where needed
 - distance between valve seal and retainer at full lift must be 0.6mm at least
 - minimum valve spring travel of 1.0mm at full lift must be provided
 - distance between valve and piston 1.0mm (pref. 1.5mm). check 5-15° before TDC on exhaust, and after TDC on intake
- # ONLY for use in competition engines with independent engine management (throttle position sensor) or carburetors