

4602701

sport

Opel X25XE 170hp

V-6cyl 2.5L 24v DOHC (DTH/DTH)



intake

exhaust

camshaft data:

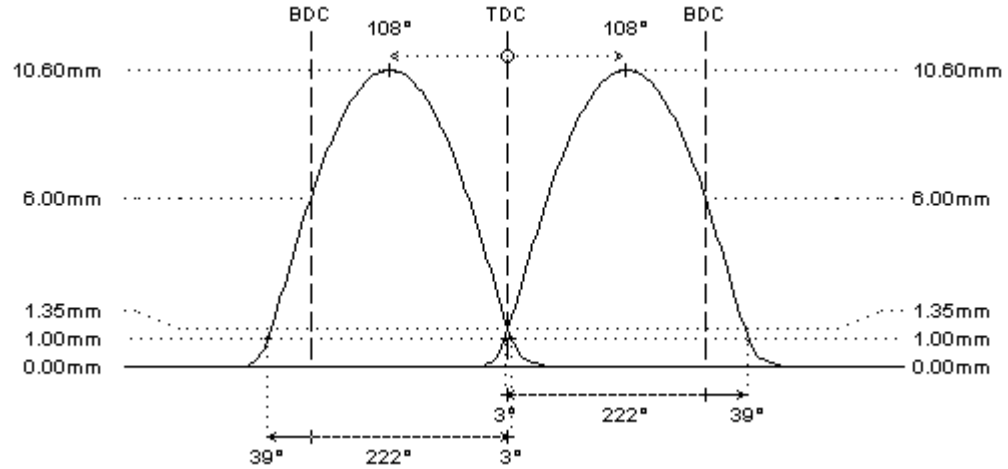
lash ramp	: hydro	hydro
duration @ 0.1mm	: 260°	260°
duration @ 1.0mm	: 222°	222°
valve lift	: 10.60mm	10.60mm
cam lift	:	
lobe angle	: 108°	108°
timing @ 1.0mm	: 3° / 39°	39° / 3°
valve lift @ TDC	: 1.35mm	1.35mm

parts setup:

cam wheels :	:	:
follower	: O.E.M.	: O.E.M.
valve lash	: O.E.M.	: O.E.M.
valve	: O.E.M.	: O.E.M.
valve locks	: O.E.M.	: O.E.M.
upper retainer	: O.E.M.	: O.E.M.
lower retainer	: O.E.M.	: O.E.M.
exterior spring	: O.E.M.	: O.E.M.
interior spring	:	:

fitted load / length	: 28kg @ 34.0mm	: 28kg @ 34.0mm
max. load / lift	: 69kg @ 10.5mm	: 69kg @ 10.5mm

REMARKS :



REMARKS :

sport version for 2.5-3.0l engine (std lift: 10.0mm)

4602704

sport

Opel X25XE 170hp

V-6cyl 2.5L 24v DOHC (DTH/DTH)



intake **exhaust**

camshaft data:

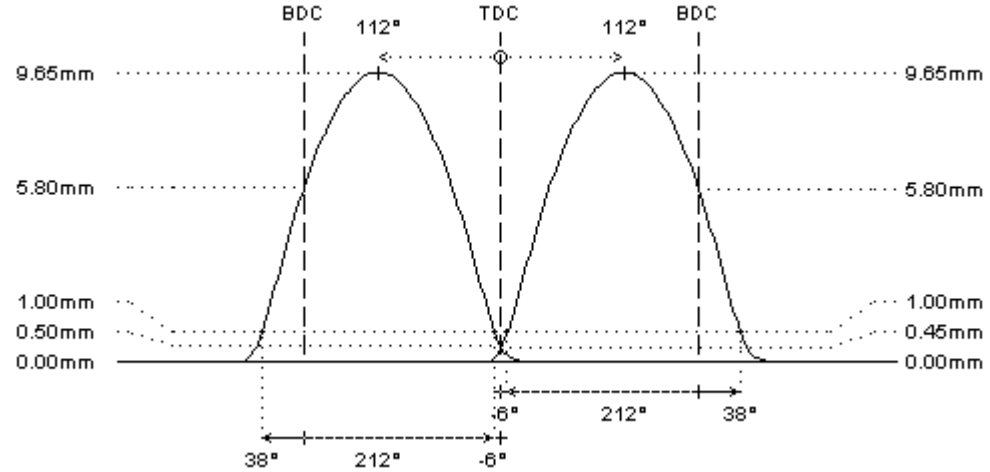
lash ramp	: hydro	hydro
duration @ 0.1mm	: 242°	242°
duration @ 1.0mm	: 212°	212°
valve lift	: 9.65mm	9.65mm
cam lift	:	
lobe angle	: 112°	112°
timing @ 1.0mm	: -6° / 38°	38° / -6°
valve lift @ TDC	: 0.45mm	0.50mm

parts setup:

cam wheels :	:	:
follower	: O.E.M.	: O.E.M.
valve lash	: O.E.M.	: O.E.M.
valve	: O.E.M.	: O.E.M.
valve locks	: O.E.M.	: O.E.M.
upper retainer	: O.E.M.	: O.E.M.
lower retainer	: O.E.M.	: O.E.M.
exterior spring	: O.E.M.	: O.E.M.
interior spring	:	:

fitted load / length	: 28kg @ 34.0mm	: 28kg @ 34.0mm
max. load / lift	: 69kg @ 10.5mm	: 69kg @ 10.5mm

REMARKS :



REMARKS :

sport version for 2.5l engine (std lift: 9.2mm)

4602705

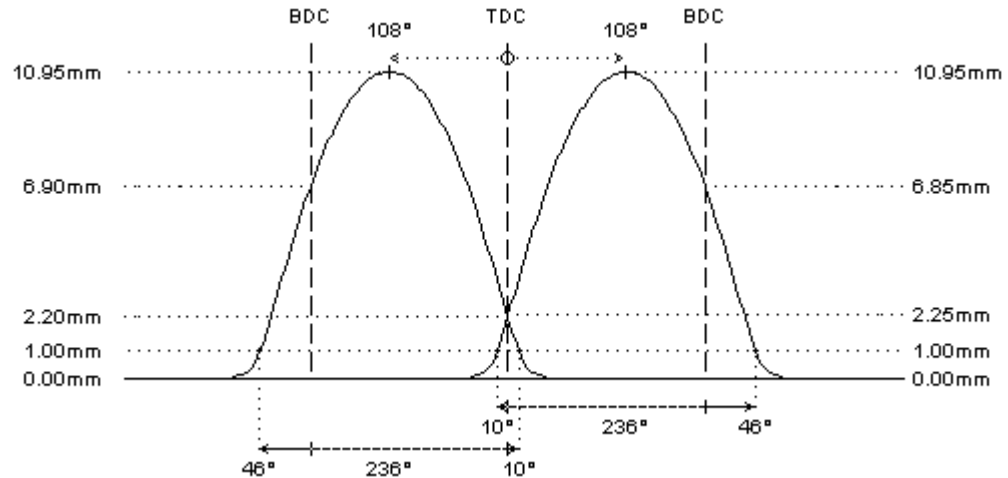
hot street - dirt track

Opel X25XE 170hp

V-6cyl 2.5L 24v DOHC (DTH/DTH)



	intake	exhaust
camshaft data:		
lash ramp	: hydro	hydro
duration @ 0.1mm	: 274°	274°
duration @ 1.0mm	: 236°	236°
valve lift	: 10.95mm	10.95mm
cam lift	:	
lobe angle	: 108°	108°
timing @ 1.0mm	: 10° / 46°	46° / 10°
valve lift @ TDC	: 2.25mm	2.20mm
parts setup:		
cam wheels :	:	:
follower :	O.E.M.	O.E.M.
valve lash :	O.E.M.	O.E.M.
valve :	O.E.M.	O.E.M.
valve locks :	O.E.M.	O.E.M.
upper retainer :	O.E.M.	O.E.M.
lower retainer :	O.E.M.	O.E.M.
exterior spring :	PAC-S90019	PAC-S90019
interior spring :		
fitted load / length	: 36kg @ 34.0mm	: 36kg @ 34.0mm
max. load / lift	: 82kg @ 11.5mm	: 82kg @ 11.5mm



REMARKS :

- # FOR COMPETITION APPLICATIONS ONLY. Following details must be verified:
 - the camshafts must turn smooth in the cylinderhead, provide free travel by machining where needed
 - distance between valve seal and retainer at full lift must be 0.6mm at least
 - minimum valve spring travel of 1.0mm at full lift must be provided
 - distance between valve and piston 1.0mm (pref. 1.5mm). check 5-15° before TDC on exhaust, and after TDC on intake
- # ONLY for dirt track applications and pro street use with adjustable engine management or carburetors

REMARKS :

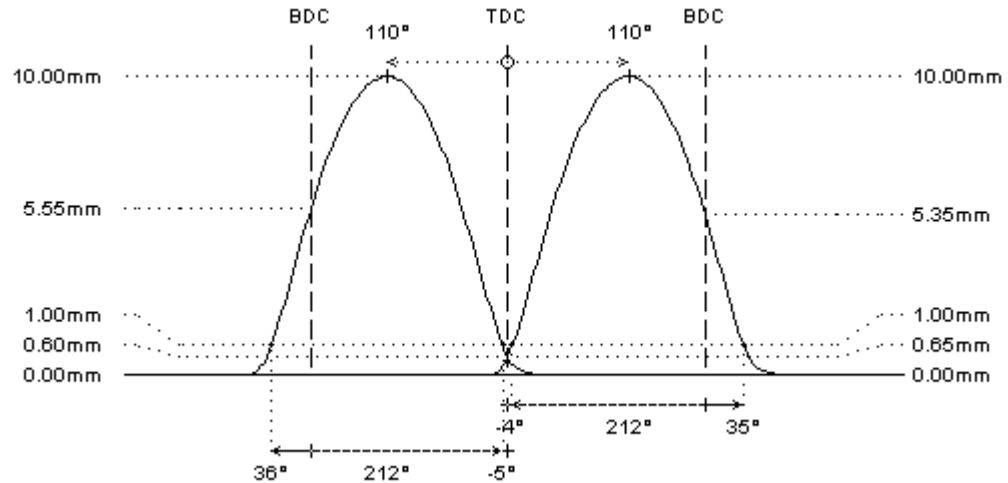
- # check distance between valve seal and retainer to be at least 0.6mm at full lift

O.E.M.

Opel X25XE 170hp
V-6cyl 2.5L 24v DOHC (DTH/DTH)



	intake	exhaust
camshaft data:		
lash ramp	: hydro	hydro
duration @ 0.1mm	: 247°	247°
duration @ 1.0mm	: 211°	211°
valve lift	: 10.00mm	10.00mm
cam lift	:	
lobe angle	: 110°	110°
timing @ 1.0mm	: -4° / 35°	36° / -5°
valve lift @ TDC	: 0.65mm	0.60mm
parts setup:		
cam wheels :	:	:
follower :	O.E.M.	O.E.M.
valve lash :	O.E.M.	O.E.M.
valve :	O.E.M.	O.E.M.
valve locks :	O.E.M.	O.E.M.
upper retainer :	O.E.M.	O.E.M.
lower retainer :	O.E.M.	O.E.M.
exterior spring :	O.E.M.	O.E.M.
interior spring :		
fitted load / length	: 28kg @ 34.0mm	: 28kg @ 34.0mm
max. load / lift	: 69kg @ 10.5mm	: 69kg @ 10.5mm



REMARKS :

std camshaft specs for 2.5-3.0l engine with std cam lift of 10.0mm
There is also a 2.5l version with std cam lift of 9.2mm

REMARKS :